



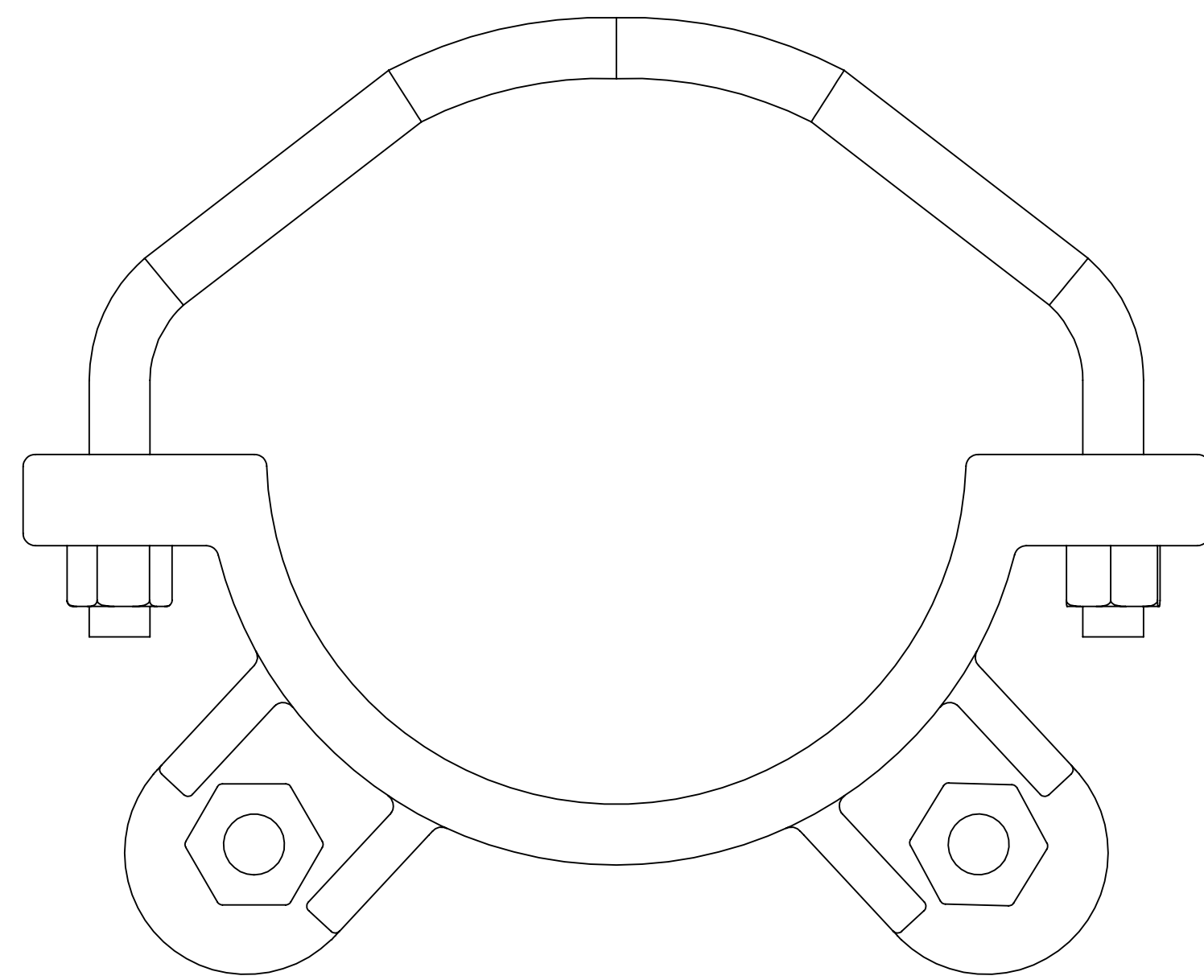
PART	PART NUMBER
200mm TRAFFIC SIGNAL BRACKET	PUNTSB200
300mm TRAFFIC SIGNAL BRACKET	PUNTSB300
2-STUD SIGNAL POLE MOUNTING BRACET	PUN2STUD
4-STUD SIGNAL POLE MOUNTING BRACET	PUN4STUD




300mm TRAFFIC SIGNAL BRACKET



200mm TRAFFIC SIGNAL BRACKET



2-STUD SIGNAL POLE MOUNTING BRACET



4-STUD SIGNAL POLE MOUNTING BRACET



PROPRIETARY AND CONFIDENTIAL
THE INFORMATION CONTAINED IN THIS DRAWING IS THE SOLE PROPERTY OF PUNCH MANUFACTURING. ANY REPRODUCTION IN PART OR AS A WHOLE WITHOUT THE WRITTEN PERMISSION OF PUNCH MANUFACTURING IS PROHIBITED.

DIMENSIONS ARE IN MILLIMETERS

TOLERANCES:
 FRACTIONAL ±
 ANGULAR: MACH ± BEND ±
 TWO PLACE DECIMAL ±
 THREE PLACE DECIMAL ±

DO NOT SCALE DRAWING

NAME	DATE
DRAWN	
CHECKED	
Q.A.	

Punch Manufacturing

TITLE:
TRAFFIC SIGNAL MOUNTING BRACKETS

DWG NO.
PMAN-DPTI-1004

SCALE: 1:1 SHEET 1 OF 1

A1