



| PART | PART NUMBER |
|------------------|-------------|
| CONTROLLER FRAME | PUNCF |
| CONTROLLER FRAME | PUNCF-S |




PLAN VIEW



SIDE VIEW



FRONT VIEW



FRONT VIEW SPLIT CONTROLLER FRAME



PROPRIETARY AND CONFIDENTIAL
 THE INFORMATION CONTAINED IN THIS DRAWING IS THE SOLE
 PROPERTY OF PUNCH MANUFACTURING. ANY REPRODUCTION
 IN PART OR AS A WHOLE WITHOUT THE WRITTEN PERMISSION OF
 PUNCH MANUFACTURING IS PROHIBITED.

DIMENSIONS ARE IN MILLIMETERS
 TOLERANCES:
 FRACTIONAL ±
 ANGULAR: MACH ± BEND ±
 TWO PLACE DECIMAL ±
 THREE PLACE DECIMAL ±

DO NOT SCALE DRAWING

| NAME | DATE |
|---------|------|
| DRAWN | |
| CHECKED | |
| Q.A. | |

| | |
|--|--------------|
| Punch Manufacturing | |
| TITLE: PAVEMENT MOUNTED CONTROLLER SUPPORT FRAME | |
| DWG NO. PMAN-DPTI-1004 | A1 |
| SCALE: 1:3 | SHEET 1 OF 1 |